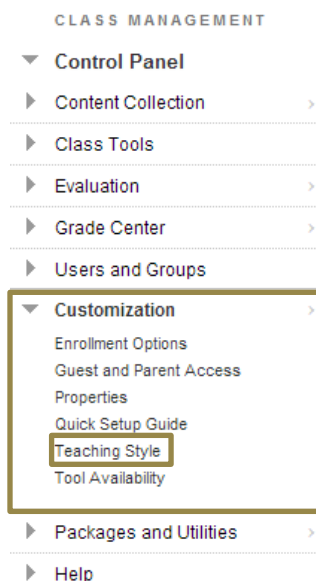


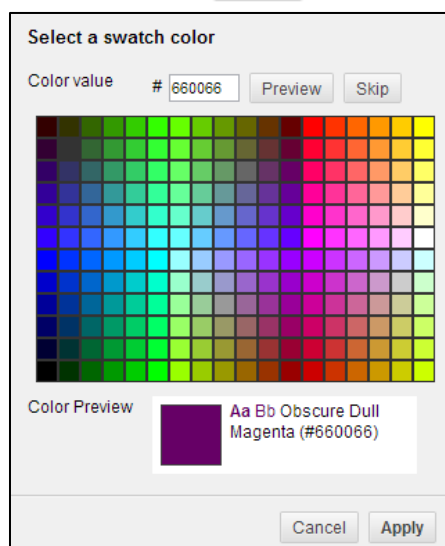
QUICK START GUIDE TO USING BLACKBOARD LEARN 9.1

CUSTOMIZING THE COURSE MENU STYLE

1. Click **Customization**, then **Teaching Style**.

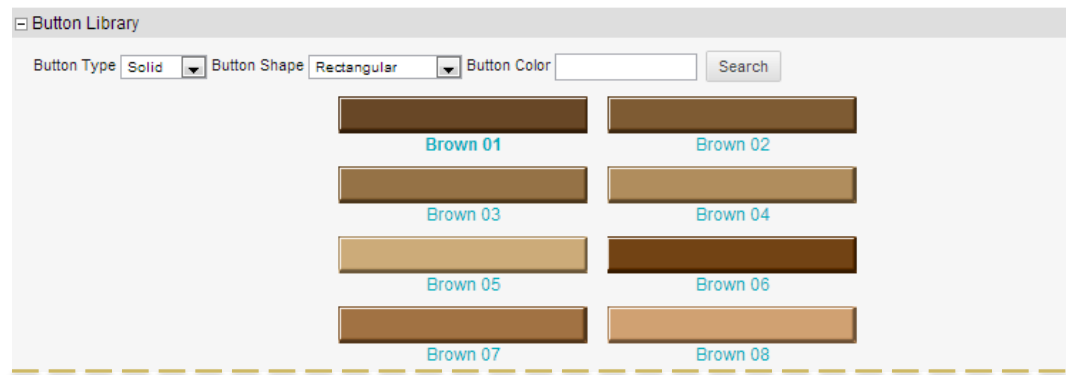


2. Scroll to item 3. "**Select Menu Style.**"
3. Select your style: **Text or Buttons**
 - a. **Text:** Select a color for the Background color and Text color from the Color Palate.



QUICK START GUIDE TO USING BLACKBOARD LEARN 9.1

b. **Buttons:** Select a button style from the Button Library



4. Click "**Submit.**"