












QUICK START GUIDE TO USING BLACKBOARD LEARN 9.1

PERFORMANCE DASHBOARD

The Performance Dashboard gives you a look at all users' activity.

1. In the '**Control Panel**' click '**Evaluation**' and click '**Performance Dashboard.**'

Performance Dashboard

Last Name 	First Name	Username	Role	Last Course Access	Days Since Last Course Access	Review Status	Adaptive Release	Discussion Board	Customize Retention Center	View Grades
Adams	Annie	aa2069	Student	Never	Never	0		0	-	
Anderson	Adele	aa2068	Student	Never	Never	0		0	-	
Barnes	Brad	bb1691	Student	Never	Never	0		0	-	
Donovan	David	dd1547	Student	Never	Never	0		0	-	
Graceland	Gracie	gg1256	Student	Never	Never	0		0	-	

- **Last Name, First Name, Username:** The User's name and information.
- **Role:** The student's role in the course
- **Last Course Access:** The date and time the user last accessed your course.
- **Days Since Last Course Access:** The number of day's since the users last accessed your course.
- **Review Status:** Shows the number of items the user has reviewed. For detailed information click the number.
- **Adaptive Release:** Displayed only if the adaptive release tool is enabled in your course, clicking the icon opens a new window showing a directory tree overview of the entire course relative to the user, and the access status. To learn more, see Adaptive Release.
- **Discussion Board:** The number of discussion board comments created by the user.
- **Customize Retention Center:** Shows the number of triggered rules and the total amount of rules that may trigger a warning.
- **View Grades:** Provides a direct link to the Full Grade Center.